

Release Notes - July 27, 2020


Published on 07/26/2020










Improvements

Notification Improvements For All!

We know [notifications](https://guide-ignite.inmotionnow.com/help/notifications) are important to staying up-to-date on projects and keeping collaboration strong. This latest release allows both core users AND stakeholders(!) to customize their preferences more than ever before.

- You can now view and update both in-app and email notifications at one time with a new page in your [Personal Settings: Notifications](https://guide-ignite.inmotionnow.com/help/notifications#notification-preferences)
- Stakeholders can also access the Notifications page to update their preferences, including [time zone](https://guide-ignite.inmotionnow.com/help/notifications#time-zone-settings) and [frequency](https://guide-ignite.inmotionnow.com/help/notifications#email-frequency)
- Experiencing email overload? Try our [new email digest settings](https://guide-ignite.inmotionnow.com/help/notifications#email-frequency), now offering frequencies of every 15 minutes and 60 minutes, in addition to daily and weekly





ACCOUNT SETTINGS

Features

Roles & Permissions

Tags

Custom Fields

Custom Statuses

Business Days

PERSONAL SETTINGS

My Profile

Notifications

Integrations

Settings

Notifications

Campaigns, Projects, & Work

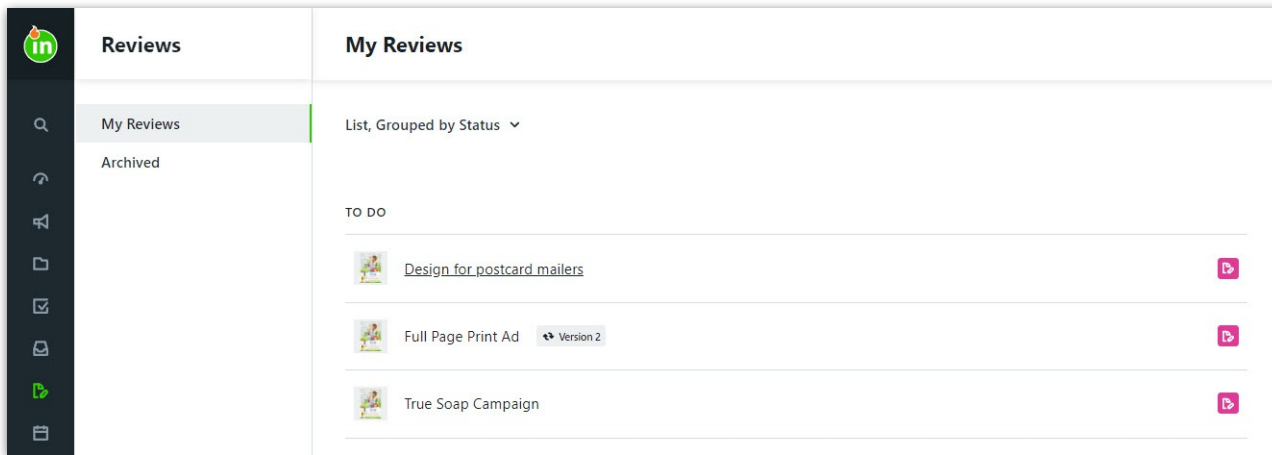
	IN-APP	EMAIL
Someone @mentions me	<input checked="" type="checkbox"/>	<input checked="" type="checkbox"/>
Someone replies to my comment	<input checked="" type="checkbox"/>	<input checked="" type="checkbox"/>
I'm added or removed as a member	<input checked="" type="checkbox"/>	<input checked="" type="checkbox"/>
Status is updated	<input checked="" type="checkbox"/>	<input checked="" type="checkbox"/>
Overdue	<input checked="" type="checkbox"/>	<input checked="" type="checkbox"/>
Archived or unarchived	<input checked="" type="checkbox"/>	<input checked="" type="checkbox"/>
File is added	<input checked="" type="checkbox"/>	<input checked="" type="checkbox"/>

Reviews Go Pink

As you know, the work to prepare and manage a proof is different than the task of reviewing! We've decided to start making this distinction clearer within the app. You'll notice a new pink badge that indicates reviews in the main navigation bar, the *My Reviews* list, global search results, report types, and your in-app notifications. We've also made copy and UI updates on the proof modal to help make it even easier to create and send work for review. Some of the changes you'll see include:

- The "Route End Date" is now called the "Review Deadline" and is visible even before you select your reviewers
- The "Proof Subject" is now called the "Review Name"

- The “Send Proof” button now says “Send Proof for Review”
- The “Proof Option” button now says “Review Options”
- The “Proof Assets” header now says “Review Assets”



Even Easier Role Management

When you're setting up your account or making major changes to team roles, full visibility matters. Now you can [customize your roles](https://guide-ignite.inmotionnow.com/help/creating-roles) (<https://guide-ignite.inmotionnow.com/help/creating-roles>) even further and easily view the permissions associated with each role.

- The *Roles* and *Permissions* pages have been consolidated into a single page, *Roles & Permissions*, for an easier way to create and update your team's roles
- You can edit role names and descriptions after the role is created
- The default Stakeholder role is now indicated with a blue badge for improved visibility

Agency Designer

Close

Overview

Permissions (1/28)

Role Name *

Agency Designer

Description

An external designer that needs to view work and upload proofs.

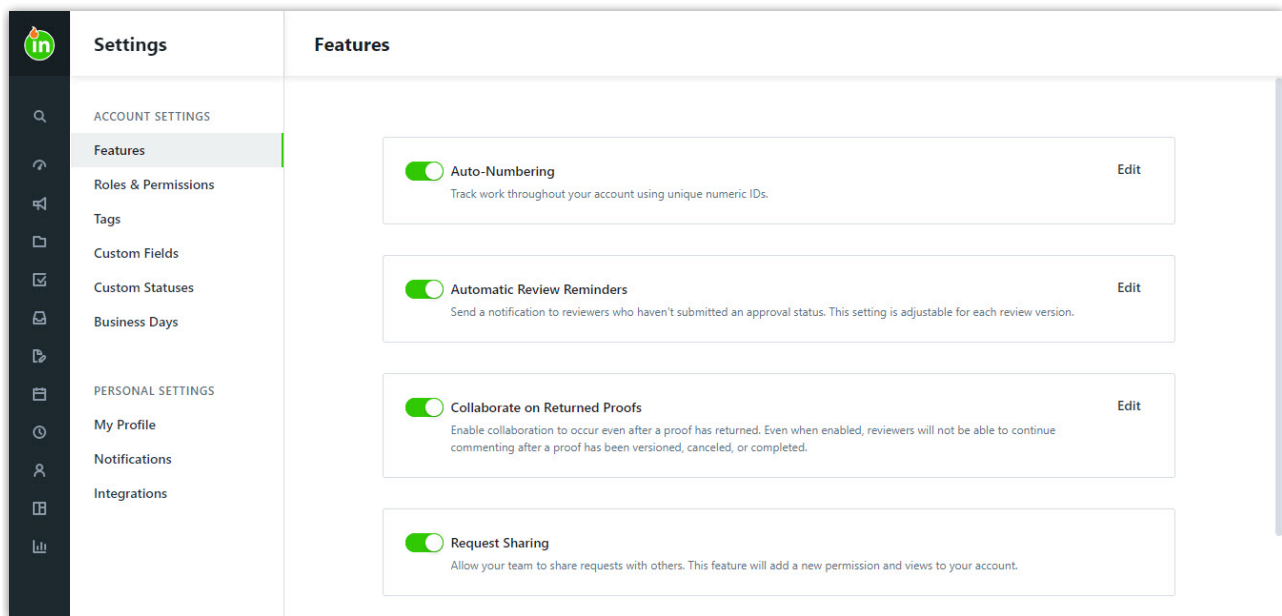
Save

Cancel

Additional Setting Updates

[Account and Personal settings](https://guide-ignite.inmotionnow.com/help/general-settings) (https://guide-ignite.inmotionnow.com/help/general-settings) in ignite allow you to unlock the platform's full potential and customize your ignite experience for yourself and your team. We made some additional updates to the Settings pages in ignite to help you navigate them more easily.

- The General Page in Account Settings is now called Features and boasts a brand new look



- The Profile page in Personal Settings now allows you to manage your avatar, password, assignment preferences, and availability all in one place

in

Settings

My Profile

Profile

CD

Change Avatar

First Name *

Christy

Last Name *

Drucker

Job Title

Creative Director

Phone Number

123-456-7891

Email Address *

christy@truesoap.co

Role *

Admin

Save

Cancel

Password

Current Password *

Enter your current password to change it

New Password *

Confirm New Password *

Update Password

- Now you can hover over the inMotion ignite logo to fully expand the navigation bar from anywhere in the app

in

Projects

Unassigned Projects

List by Due Date

Filter by tags...

Sunflower Social Media Video 003	Mar 29, 2019	To Do	+		...
Copy of Sunflower Social Media Video		To Do	+		...
Copy of Truesoap Mother's Day Promotion - Email Campaign 010		To Do	+		...
Copy of Truesoap Mother's Day Promotion - Print Asset 012		To Do	+		...
Copy of Truesoap Mother's Day Promotion - Social Media Campaign 011		To Do	+		...
Digital 037		To Do	+		...
Email Campaign - Fall		To Do	+		...
Fall 2019 Campaign - Catering 034		To Do	+		...
In-Store Aisle Display		To Do	+		...
Truesoap Mother's Day Promotion - Email Campaign		To Do	+		...

Feeling nostalgic? Here's what we released...



- **Six months ago** (<https://guide-ignite.inmotionnow.com/help/release-notes-1-13-2020>)
- **One year ago** (<https://guide-ignite.inmotionnow.com/help/release-notes-7-29-2019>)
- **Eighteen months ago** (<https://guide-ignite.inmotionnow.com/help/release-notes-1-20-0>)
- **Two years ago** (<https://guide-ignite.inmotionnow.com/help/release-notes-1-9-0>)